





Banas Stones[®]
redefining NATURAL STONE



*'NATURE
IS NOT
A PLACE TO
VISIT,*

IT IS HOME.'

- GARY SNYDER



IMAGES FROM THE BANAS STONE CONCEPT HOME IN INDIA



Contents

Limited Lifetime Guarantee | 4

Meet Banas Stones | 5

Ethics & Sustainability | 6

Getting Started with Your Outdoor Project | 9

Stone Collections | 37

Banas Premium Tools | 88

Banas Care Products | 89

From our family to your home.





Limited Lifetime Guarantee. A lifetime to love.

You can take comfort in the beauty and durability of our Natural Stone products.

Because we control the entire process, we are able to guarantee the quality of our stone for your application. Our stone is harvested, crated and shipped to North America from family operated quarries and factories.

Banas Stones Limited Lifetime Warranty guarantees that from the date of purchase our products (including but not limited to all sandstone, limestone and granite pavers/ flagstone, coping/treads, steps/risers, pier caps and jumbo slabs) are free from processing defects. Banas Stones guarantees the structural integrity of our landscaping products for a lifetime of 50 years. Banas Stones will substitute any defective material with original proof of purchase from an authorized Banas Stones dealer. This Limited Lifetime Warranty is valid for future owners and transferable with original proof of purchase.

For more information, including limitations and exclusions please visit us online at www.banasstones.com or contact our office.



Meet Banas Stones®: Safety. Quality.

From our Family to your Home
for over 30 years

Banas Stones is the leader in the North American market for providing quality natural stone products. Being a family owned and operated company drives our core values: *safety and quality*. It also enables us to innovate in how we bring our products to market, making it easier for homeowners to bring their visions to life outdoors.

Banas Stones is a major natural stone supplier and exporter throughout the Indian sub-continent with a primary focus on establishing our own infrastructure and quarries ensuring excellent quality products. All natural stone is quarried ethically with the highest safety and ethical standards. For over 30 years we have been innovators in the natural stone mining and fabrication industry — bringing new products, technology, and standards to both the industry and to those who buy and install our products. We have established ourselves as the industry benchmark for product innovation & quality.

Innovation in Stone

New Product lines are complemented by our fabrication abilities, making your desired aesthetic achievable. In recent years we have used our experience to truly reimagine our stone products to introduce contemporary lines and finishes, Square cut, custom fabrication and jumbo slabs are just some of the product innovations we have instituted over the past few years.

Our Quarries

Banas Stones has twenty operating quarries to extract premium quality sandstone, limestone, and granite products across the Indian subcontinent. The quarries are equipped with state of the art machinery and technology, as well as highly skilled and motivated workers to provide customers with a wide variety of sizes, colours and textures to choose from.

Product Innovation

Our line of care products and tools were introduced to complement all of our stone products. Our cleaners and coatings were developed and are manufactured in Germany with the Banas team. We have also created our own line of premium blades to support on-site installation.

Our Distribution

Our distribution center, located in the Greater Toronto Area was established in 2005 to meet the growing demand for the North American market. The centre allows us to maintain inventory of our complete collections of sandstone, limestone and granite. Enabling us to ship close to 10,000,000 square feet of stone annually with Global distribution.

Technology & Tools

Our Banas Stones Visualizer helps you to see the finished product for all applications, now available as a mobile app for both Android and iOS!

Trusted by Professionals & Homeowners


Banas Stones stands behind the quality of our product with a Limited Lifetime guarantee. We support our dealers and professional contractors throughout the project process for consult on installation, product assortment and of course care and maintenance of our products.


Ethically sourced & sustainably harvested stone.


Our Employees



As an extension of the Banas Stones family, we place focus on the safety and wellbeing of both our employees and their families.

 Provide access to medical care both onsite at our quarries and to the community.

 Donated school buildings to ensure that children of our employees have access to quality education.


 Quarries + factories are outfitted with state of the art equipment with an emphasis on safety.


Our Promise



Being mindful of our environmental footprint is our top priority. After mining, our quarries are rejuvenated into environments that give back to the community and the earth.

 For every tree that is removed, we plant 10.


 In our latest project, we were able to fill the land with fruit trees that will keep giving back to the community.


 We work with the local governments to ascertain the best use of the land and optimal return to the environment.


Our Process



Maintaining complete control of the entire fabrication process allows Banas to ensure ethical and sustainable practices from quarry to distribution - while maintaining superior quality.

 Each stone is hand checked for quality prior to packing and shipping to our distribution centre.

 Crates are labelled and uniquely marked with the Banas Stones packing material.

 Shipments are properly treated to ensure that foreign bodies are not introduced into the North American ecosystem.



relaxation



function



get inspired



entertainment



gatherings

Getting started with your outdoor project

An outdoor project can seem daunting. So many decisions to make. It's important to consider how you will use the space and what your priorities are for the finished project. Part of the planning process is looking for inspiration for your project. What are the elements that you would like to include? What are your goals for the space that you are creating?

The possibilities are endless. We have gathered some inspirational Banas projects to get you started.

Water Features | 10

Places to Gather | 18

At the Table | 24

Inviting Entrances | 26


Water features



Venetian Crema Sandstone laid in a subway pattern for monochromatic perfection!

Square cut coping puts the finishing touch on this modern escape.

Creating the perfect retreat for your family and friends to escape to can be easy with the right materials. Here, the use of levels creates separate areas for relaxation and a mix of materials brings added warmth to a contemporary design. Pools, fountains, ponds are all components that can add value, serenity and a wow factor to your oasis.





Banas Lavendar Mixed Pavers with a Natural Cleft Top Finish, Bullnosed Coping with Sandblasted top finish.



The four unique spaces featured here include pools as features to the backyard landscape. The top makes use of levels in the natural environment. While on the left, visual interest is created by creating manmade levels. The top right uses a unique pool shape while the bottom right uses multiple raised water features for a tonal visual interest.

*Banas Slate Grey 36" x 24" paver laid in a subway pattern.
Custom double bullnosed coping provides a modern topper with a smooth finish.*



Banas Beige Mixed Pavers, Rockfaced Coping, Natural Cleft Top Finish



Banas Dove Grey Bullnosed Coping, Shotblasted Top Finish for a clean and crisp execution






Banas Brown, Mixed Pavers and Bullnosed coping



Banas Dove Grey, 18 x 24" pavers, Coping with rockface edges







Taking advantage of water views, this backyard showcases multiple water and fire features. Banas Silver Grey mixed sizes are bordered with Jet Black pavers to define the pool deck in this green setting.

The fountain and steps are accented by Banas Jet Black rockfaced coping, as is the circular firepit complete with built in seating.

Places to gather



Banas Stones
Silver Grey in a
unique pattern sets
the tone for this
welcoming seating
area.

Rock faced
coping used to
top walls &
fire feature for a
uniform look.

Here, the homeowners created a unique seating area combined with a fire feature. The warm setting of natural stone works perfectly with the surrounding natural environment to make this space an inviting place for family and friends to congregate.



Banas Silver Grey, flamed coping with sawn edges mitred to perfection to top this fire feature. Complementary coping used on walls.



2" coping trims the patio and stair treads

Banas Lavendar blends with other natural stones to serve as a cap to rock walls.

Fire features make a great centre piece to any gathering space. Defining seating areas large or small is a great way to bring people together and sets boundaries for furniture while complementing the landscape.




Banas Silver Grey, top this fire feature and anchor this seating area without walls so the homeowners can enjoy the natural environment.

This urban oasis uses unique architectural elements to create visual interest.

Tumbled Slate Grey mixed pavers juxtapose the modern elements.

Rockfaced edge coping complement the concrete walls and stepping stone pavers pop to complete the space.





Top: Working with existing architectural details, Banas Silver Grey mixed pavers with a soldier course in Jet Black frame the multilevel patio space. Banas Jet Black step with a rockfaced edge used to bridge the built in covered patio to the lower level.

Far left: Homeowners made the most of the small space to create a unique seating area with Banas Slate Grey mixed pavers.

Left: Banas Imperial Black mixed pavers along with rockfaced coping are a great neutral base for this inviting covered patio.

Right: Banas Sombre laid in a subway pattern, flanked by retaining walls topped with Banas Jet Black rockfaced coping.






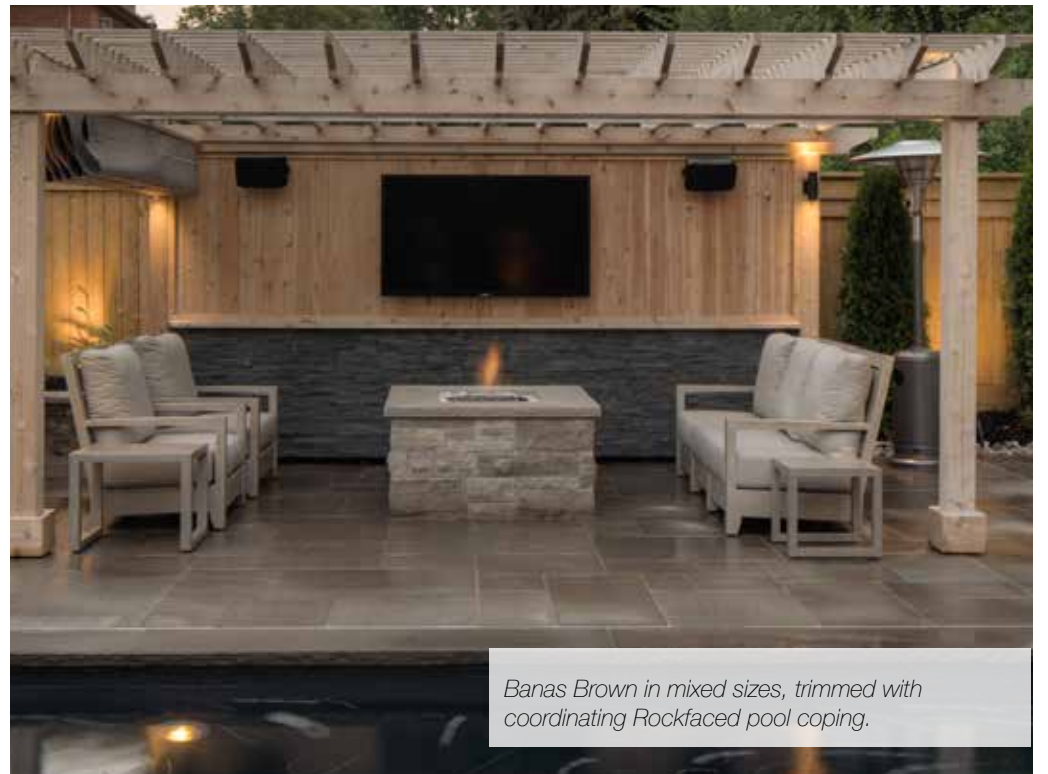
Make the most of an expansive space with softscape and hardscape elements. Here, Banas Slate Grey in mixed sizes is used alongside natural stone mixed flag to connect a built-in covered patio with a lovely fire feature and seating area away from the home.

Covered patio trimmed with Banas 1" coping and steps are used to connect the built in feature to the lower patio.





Banas Bronte used in mixed sizes to create a multi-level patio, and top pier caps for this multi-function covered area.



Banas Brown in mixed sizes, trimmed with coordinating Rockfaced pool coping.

Freestanding covered areas come in many shapes and sizes and can be used to define feature areas.

Top Left: An open pergola is used to suspend a whimsical bench along this walkway in Banas Lavendar, trimmed in Kota Black with a natural cleft finish. Pier caps coordinate in Kota Black with rockfaced edges.

Left: This built in structure uses mixed materials to create warmth and a perfect space for enjoying evenings poolside and fireside. Banas coping blends in with other natural rock elements to complete the look.

At the Table



Polished jumbo slabs put the perfect finish on this outdoor cooking space

Pillar caps blend beautifully with other architectural elements.


Outdoor eating areas are often the centre piece to your outdoor space. Whether it's a simple patio for your table and BBQ, or a fully outfitted outdoor kitchen, the possibilities are endless. Here, the homeowners opted for a built in covered area for the kitchen and eating spaces. Each pillar is capped with a complementary stone which was used also as a border to define the eating space and as polished slabs for the counter tops.



Banas Lavendar in 12 x 24", laid in a subway pattern for a sleek contemporary look.



Banas Dove Grey, with an Antique Black soldier course and steps.



Banas Antique Black, trimmed with Banas Silver coping and stair treads complemented by a treelined backdrop.



Banas Nero polished granite countertop with rockface edges top this built in outdoor kitchen space. Seated atop Banas Silver Grey wallstone and pavers.

Inviting Entrances

Make the most of your entrance with beautiful natural stone details that make an impact. Small or large spaces can become inviting with the right blend of foliage, lighting and natural stone elements working together.



Banas Slate Grey is used here to create a geometric contemporary walkway flanked by natural elements. On the right, steps using 2" rockfaced treads and walls in matching coping tie the spaces together.





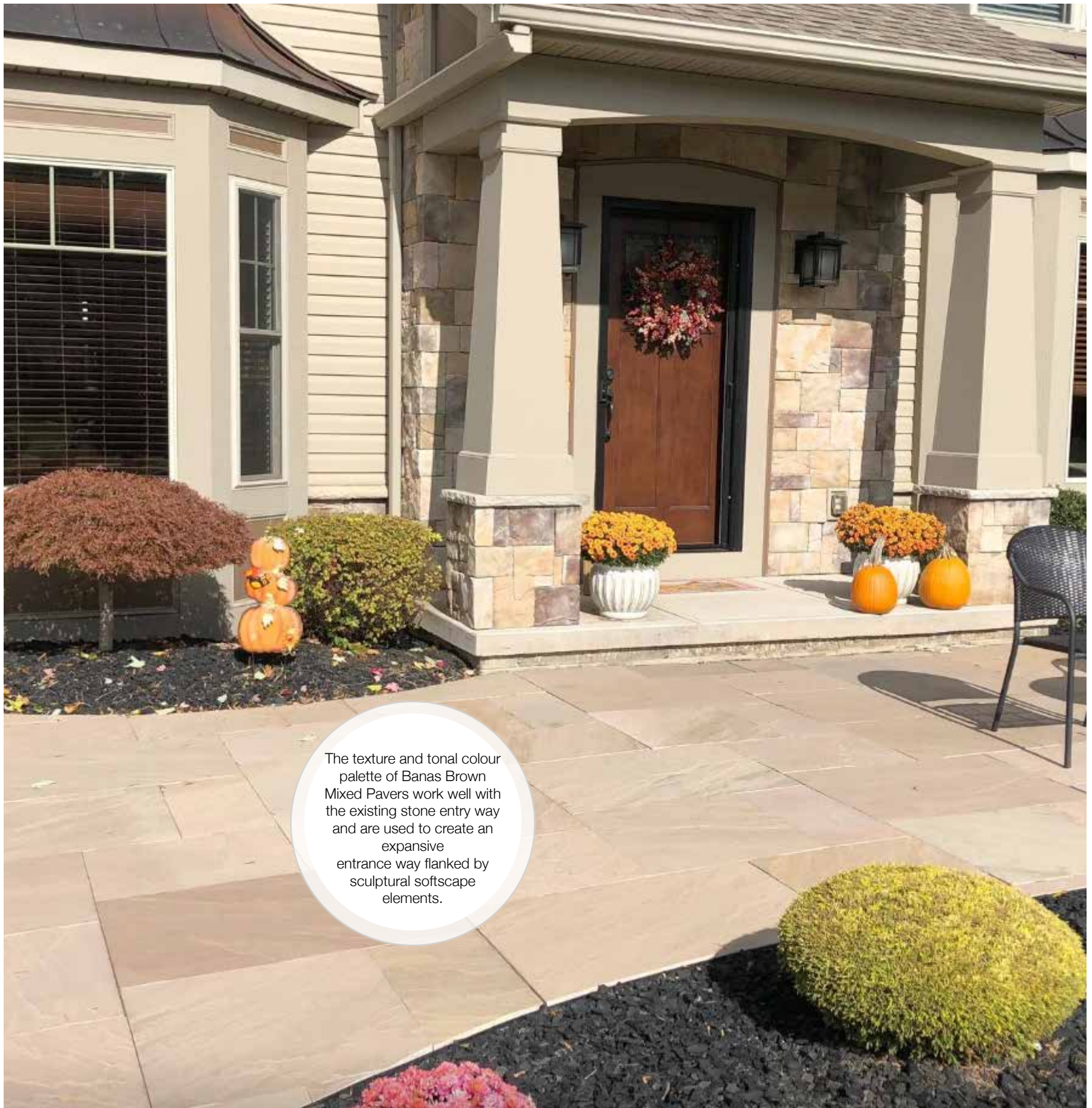
Banas Sombre pavers laid in a uniform stacked pattern are framed with rockfaced coping and stair treads. Banas Grey jumbo slabs are used as stepping stones to create visual interest.



This sunken patio makes the most of its retaining wall with built in planters topped with Banas Flint coping. The Banas Flint patio in mixed sizes is a perfect complement to the manufactured stone walls surrounding it.




Make the most of your entrance with beautiful natural stone details that make an impact. Small or large spaces can become inviting with the right blend of foliage, lighting and natural stone elements working together. Above we see Banas Slate Grey used with pea gravel to create some visual interest leading up to the patio space.

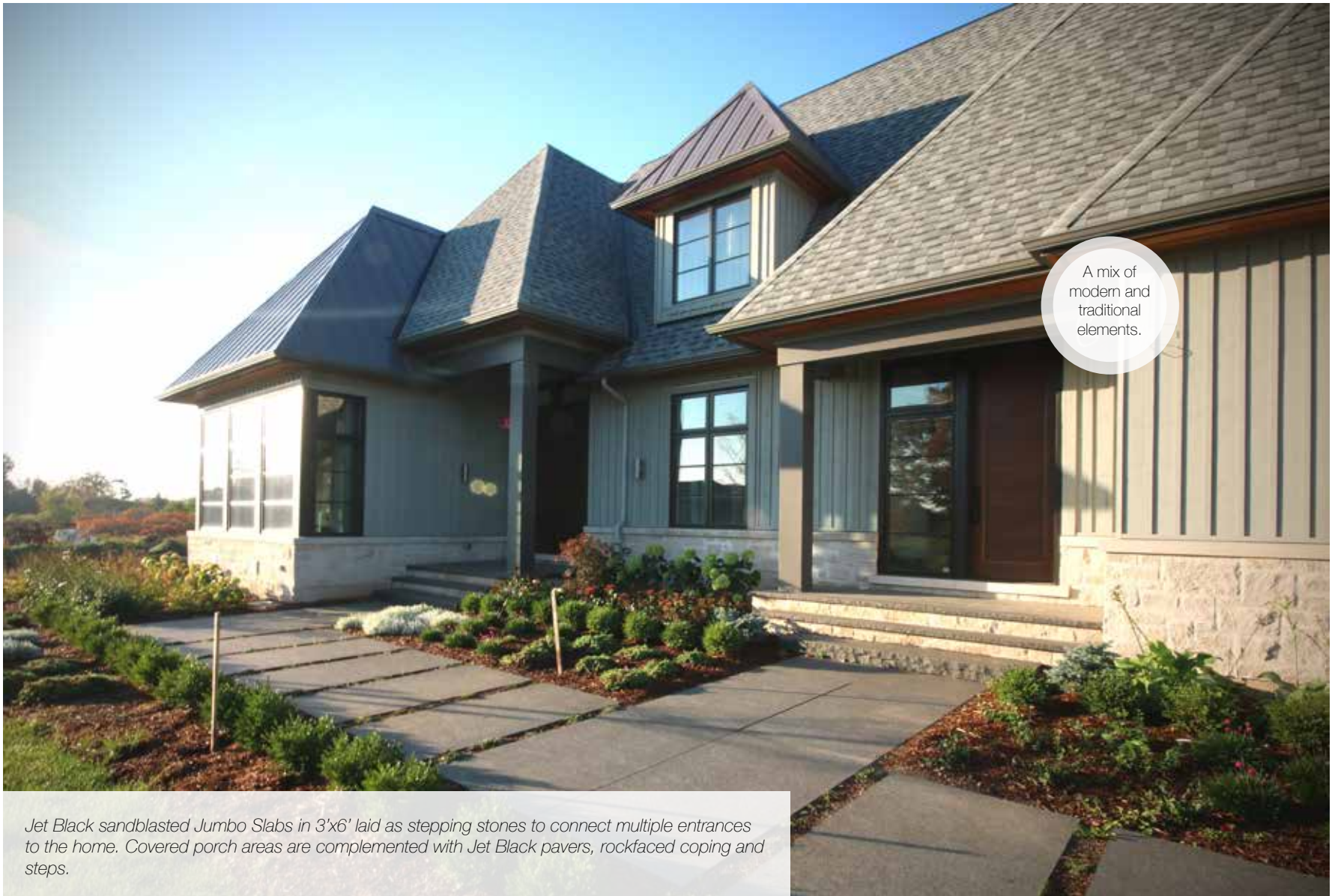


The texture and tonal colour palette of Banas Brown Mixed Pavers work well with the existing stone entry way and are used to create an expansive entrance way flanked by sculptural softscape elements.



Pavers are installed with mortar on the covered entrance leading to the front door. This entrance includes an expansive courtyard and walkway in Banas Silvery Grey mixed pavers, complete with walls topped in Banas Grey coping.





Jet Black sandblasted Jumbo Slabs in 3'x6' laid as stepping stones to connect multiple entrances to the home. Covered porch areas are complemented with Jet Black pavers, rockfaced coping and steps.



NEW SPRING 2021

Side walkways are the perfect way to connect your backyard and front entrance landscapes.

Here, a contemporary walkway in Banas Casper Jumbo slabs, elegantly lit, provides the perfect welcome for this homeowner's guests.




Banas Slate
Grey steps with
oversized square
pavers complete
this grand entrance



A striking combination of
natural stone walls and
Banas Silver Grey
flamed treads + copings
make this an entrance
that won't be over-
looked.



Dove Grey steps,
Pier caps and
coping provide the
perfect finishing
touch to this natural
stone structure.





This grand staircase leads to multiple spaces that take advantage of expansive green views, showcasing the beauty and variety of the Banas Fossil stone collection. This warmer stone has hints of rust and is the quintessential sandstone. Staircase finished with a Silver Grey step and the natural stone railing is topped with complementing Silver Grey rockfaced coping.

What's your style?

It can be difficult to choose the best stone for your outdoor space — as you have a lot of options when it comes to natural stone pavers and slabs. Take queues from your architecture or natural surroundings to pick a stone, finish and layout that works best to complement your space.


Traditional



Modern



Contemporary




Natural




Our Natural stone pavers can be made of granite, sandstone and limestone — colors vary naturally and can offer a rich, textured, earthy appearances as well as smooth, streamlined and cleaner finishes. You can choose flat-topped uniform stone or rough-edged or rock-faced installations.




Sandblasted | Shotblasted



Polished



Honed




Flamed




Natural Cleft

What about the layout?


Mixing various stone sizes can create a gorgeous, rugged look with a lot of detail, while uniform dimensional stone offer more linear and symmetrical patterns that lend themselves to a more contemporary or modern look. Combining colours also allows you to add a wow factor to your design.




Random Mix



Subway



Herringbone



Stacked

Finalizing the details

Finalizing the details can be tough, that's why Banas has created a visualizer tool available online and as a mobile app! Our app available for Android and iOS.

Use the Visualizer to pick the stone, layout and sample common landscapes to see what your choices will look like installed. We've included our in-stock and custom collections for you to place in various settings using multiple layouts, grout joint colour and thickness.



Scan the barcode to visit the mobile site or visit on your desktop at www.banasstones.com

Value + Design Packs

Banas Value + Design Packs are pre-packaged to provide convenience, simplicity and economy -- allowing you to create a random pattern with ease! Combine multiple Packs for larger projects, or individually purchase our standard sizes when a top up is needed to complete your project.

Value Packs

- Value Packs are comprised of a mix of 5 Flagstone sizes
- Enables you to create your own random mix design for smaller projects
- Easy to configure with minimal cutting
- Expandable to connect multiple kits in a repeat random pattern
- Approximately 160 sq.ft.



CREATE
YOUR OWN
PATTERN

SPECIFICATIONS

Size	300 x 300 mm (12 x 12")*	300 x 600 mm (12 x 24")*	450 x 600 mm (18 x 24")*	600 x 600 mm (24 x 24")*	900 x 600 mm (36 x 24")*
Qty	10	10	10	10	10
Thickness	25 mm				



Design Packs

- Each Banas Design Pack is comprised of a mix of custom sizes to allow for easy installation with a 10mm wide joint
- An illustrated layout is supplied to guide installation. No cutting will be required if you follow the pattern supplied!
- Stones have been calibrated and sized in connecting squares and rectangles to ensure a smooth installation
- Approximately 154 sq.ft.

PATTERN
MADE
EASY



SPECIFICATIONS

Size	290 x 290 mm	600 x 290 mm	600 x 600 mm	900 x 600 mm
Qty	12	11	11	9
Thickness	25 mm			



Your project. Your Vision. Ask for Banas Stones®.

The use of natural stone in your landscape, provides a combination of warmth and style to any project large or small.

When picking the stone for your project, it is important to consider your needs for the application. Aesthetically, natural stone provides authentic subtle variations or stark contrasts that cannot be replicated by manufactured stone, despite advancements in technology.

Natural stone features imperfections, textures and tonal variation that have formed over thousands of years. With a variety of natural stone to choose from, your imagination is the limit for your outdoor space.

Browse our collections to discover the wide variety of colour and texture that we have curated in Sandstone, Limestone and Granite. No two stones are alike, colour variations are to be expected and embraced.

LOOK FOR THESE SYMBOLS



ETHICALLY
SOURCED



HIGH
TRAFFIC +
DURABILITY



FEATURED IN
BANAS VISUALIZER +
MOBILE APP

Sandstone



Limestone



CUSTOM
SIZES ARE
AVAILABLE



POOL
DECK
FRIENDLY




BANAS FORMULATED
PRODUCTS
AVAILABLE

Granite



Polished Pebbles



Sandstone

Sedimentary rock | Natural | Sandblasted | Honed | Bushhammered top finishes available

Sandstone is often called the stone of creativity. It helps to build and strengthen the cohesiveness and solidarity within relationships. Encourages truth and promotes clarity in thought and sight.

It is a sedimentary rock composed of grains of sand, which are then cemented together by either quartz (silica), calcite, feldspar or clay. Some can be weather resistant, making this an optimal building material for walkways and high traffic areas.

Banas Stones has curated a wide tonal colour range from white, cream, and tan to deep browns, some with hints of purples. The presence of iron or manganese oxides creates the lovely reds, yellows and rusty-browns of some sandstones.

The tonal variation in this collection provides a pop to any landscape, natural textures of the stone will juxtapose your modern designs or blend beautifully with more natural environments. Our smoother, square cut finishes are a natural extension to more modern aesthetics.

Use our Banas shampoos and enhancers to keep these enhance these stones and really bring out the texture and colours offered.

Browse our collection. Sandstone is available in many custom top finishes, ask us today!





Lavender | 43

Beige | 45

Dove Grey | 47

Imperial Black | 49


Slate Grey | 51

Brown | 53

Flint | 55

Fossil | 57

Bronte | 59



Banas Lavender[®] Collection



Pavers



Natural Cleft Top Finish

Sizes | 25 mm thickness



300 x 600 mm
(12 x 24")*



450 x 600 mm
(18 x 24")*



600 x 600 mm
(24 x 24")*



900 x 600 mm
(36 x 24")*

Ideal for Walkways, Pool Decks, Patios

Unique, slight brown earthtone colour palette with subtle cool undertones
Works well with both contemporary and traditional landscape designs
Exceptional physical performance

Jumbo Slabs



Sizes | 50 mm (2") thickness

24 x 72" 24 x 60" 24 x 48" 36 x 72" 36 x 96" 48 x 72" 48 x 96"

Top Finish: Natural, Sandblasted

Edge Finish: Rockfaced


Ideal for Countertops, Walkways, Pool Decks, Water features and Custom Applications

Wall & Pool Coping

Bullnosed Edges

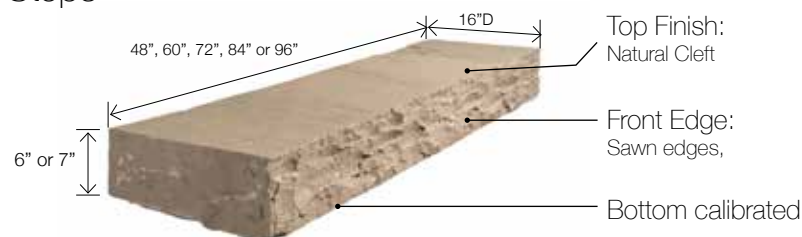


Rockfaced or Square Edges



Top Finish: Natural Cleft

Steps



Rebated



Top Finish: Natural Cleft

1" Coping




Pier Caps


24 x 24"
28 x 28"
30 x 30"



Top Finish: Natural Cleft

Kerbs



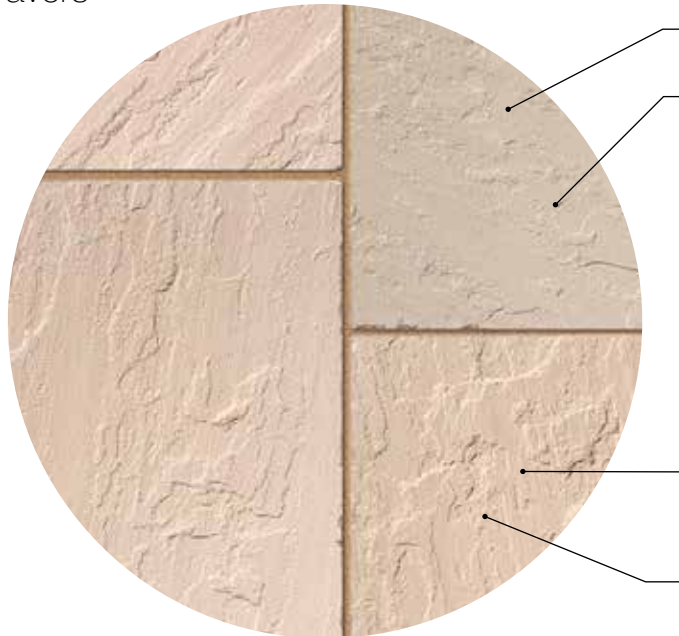


Note: We recommend using our Floor Shampoo product to maintain and protect the natural creamy tones in this stone.

Banas Beige[®] Collection



Pavers



Natural Cleft Top Finish


Sizes | 25 mm thickness




300 x 600 mm
(12 x 24")



450 x 600 mm
(18 x 24")



600 x 600 mm
(24 x 24")




900 x 600 mm
(36 x 24")

Ideal for Walkways, Pool Decks, Patios, Cladding

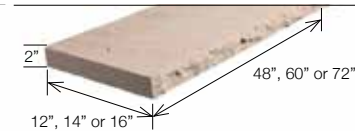
A creamy neutral enhanced by a pronounced natural stone texture
Blends well with both contemporary and traditional landscape designs

Wall & Pool Coping

Bullnosed Edges



Rockfaced or Square Edges



Top Finish: Natural Cleft

Rebated

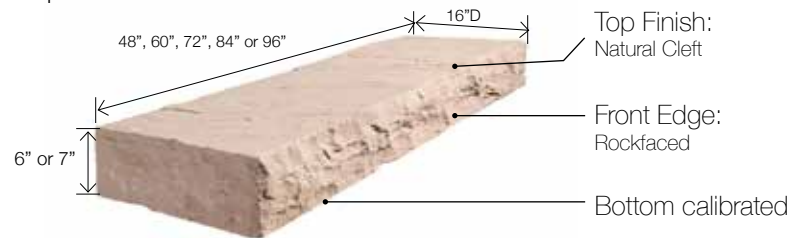


Top Finish: Natural Cleft

1" Coping



Steps




Pier Caps



Top Finish: Natural Cleft

Kerbs



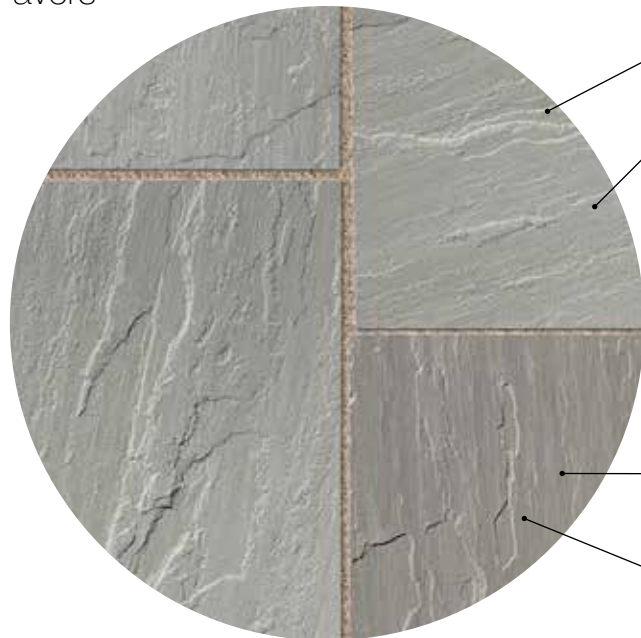


Note: We recommend using our Floor Shampoo product to maintain and protect the natural creamy tones in this stone.

Banas Dove Grey[®] Collection



Pavers



Top Finish: Natural Cleft, Shotblasted

Sizes | 25 mm thickness



300 x 600 mm
(12 x 24")



450 x 600 mm
(18 x 24")



600 x 600 mm
(24 x 24")



900 x 600 mm
(36 x 24")

Ideal for Walkways, Pool Decks, Patios

A rich grey tonal colour with rich texture makes this stone one of our best sellers
Works well with both contemporary and traditional landscape designs

Jumbo Slabs



Sizes | 50 mm thickness

24 x 72" 24 x 60" 24 x 48" 36 x 72" 36 x 96" 48 x 72" 48 x 96"


Top Finish: Natural, Shotblasted

Edge Finish: Rockfaced


Ideal for Countertops, Walkways, Pool Decks, Water features and Custom Applications

Wall & Pool Coping

Bullnosed Edges

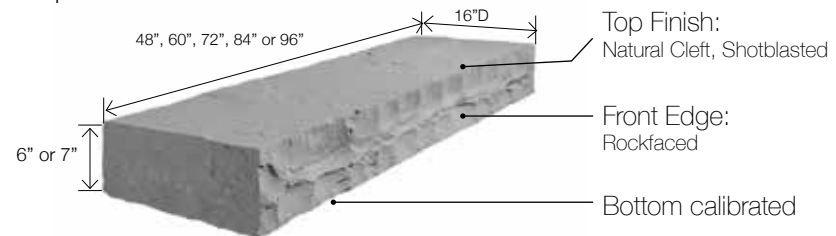


Rockfaced or Square Edges




Top Finish: Natural Cleft, Shotblasted


Steps



Rebated



1" Coping



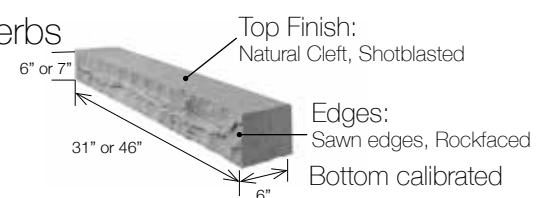
Top Finish: Natural Cleft, Shotblasted

Pier Caps



Top Finish: Natural Cleft, Shotblasted

Kerbs



*imperial conversions for pavers are rounded up to display even numbers




Note: We recommend using our Floor Shampoo product to maintain and protect the natural creamy tones in this stone.

Imperial Black[®] Collection



Pavers



Natural Cleft, Shotblasted

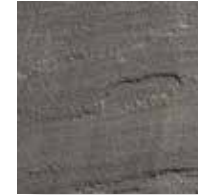
Sizes | 27 mm thickness



300 x 600 mm
(12 x 24")



450 x 600 mm
(18 x 24")



600 x 600 mm
(24 x 24")



900 x 600 mm
(36 x 24")

Ideal for Walkways, Pool Decks, Patios

A variety of earthtones make this a warmer black stone for a seamless blend with naturally occurring stone
Works well with both contemporary and traditional landscape designs

Jumbo Slabs



Sizes | 50 mm thickness

24 x 72"

24 x 60"

24 x 48"

36 x 72"

36 x 96"

48 x 72"

48 x 96"


Top Finish: Natural Cleft, Shotblasted

Edge Finish: Rockfaced

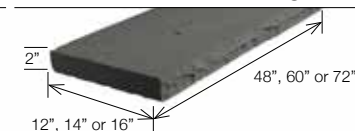
Ideal for Countertops, Walkways, Pool Decks, Water features and Custom Applications

Wall & Pool Coping

Bullnosed Edges

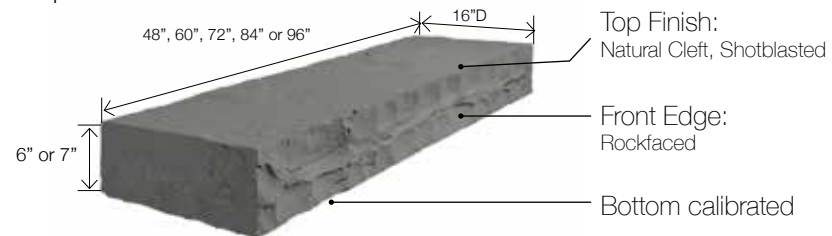


Rockfaced or Square Edges




Top Finish: Natural Cleft, Shotblasted


Steps



Rebated



1" Coping



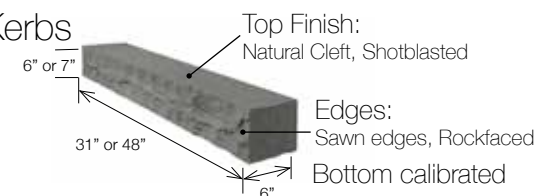
Top Finish: Natural Cleft, Shotblasted

Pier Caps



Top Finish: Natural Cleft, Shotblasted

Kerbs



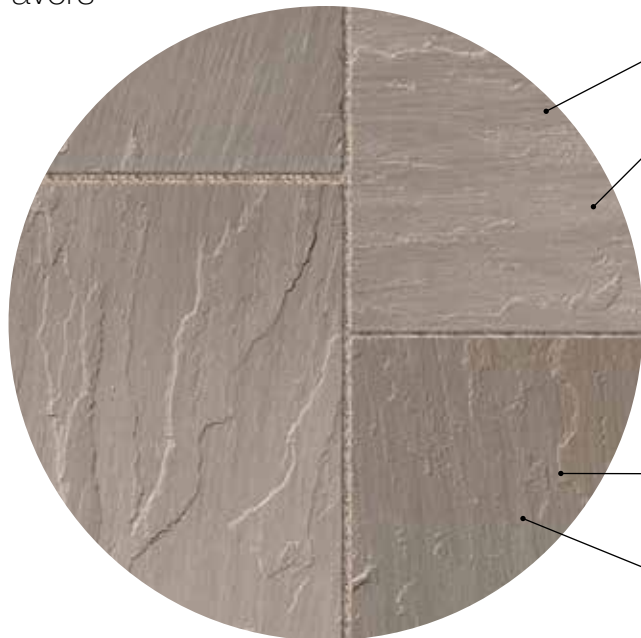
*imperial conversions for pavers are rounded up to display even numbers



Slate Grey[®] Collection



Pavers



Natural Cleft, Shotblasted

Sizes | 25 mm thickness



300 x 600 mm
(12 x 24")



450 x 600 mm
(18 x 24")



600 x 600 mm
(24 x 24")



900 x 600 mm
(36 x 24")

Ideal for Walkways, Pool Decks, Patios

A grey stone mix offering a variety in tones for a unique finished product
Works well with both contemporary and traditional landscape designs

Jumbo Slabs



Sizes | 50 mm thickness

24 x 72" 24 x 60" 24 x 48" 36 x 72" 36 x 96" 48 x 72" 48 x 96"


Top Finish: Natural Cleft, Shotblasted

Edge Finish: Rockfaced

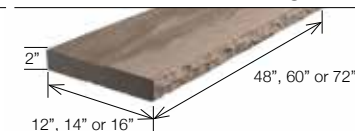
Ideal for Countertops, Walkways, Pool Decks, Water features and Custom Applications

Wall & Pool Coping

Bullnosed Edges

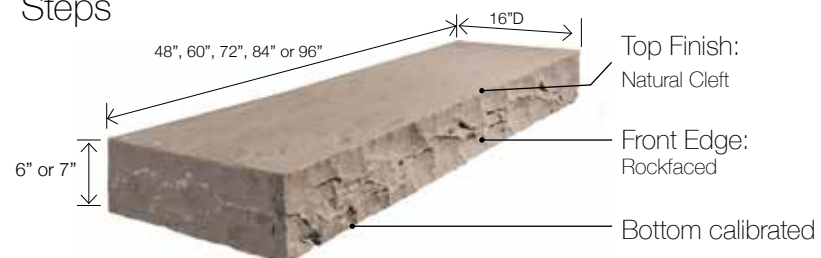


Rockfaced or Square Edges




Top Finish: Natural Cleft

Steps

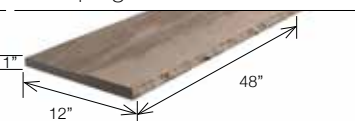


Rebated



Top Finish: Natural Cleft

1" Coping




Pier Caps




Top Finish: Natural Cleft

Kerbs




*imperial conversions for pavers are rounded up to display even numbers



Banas Brown[®] Collection



Pavers



Natural Cleft Top Finish

Sizes | 25 mm thickness



300 x 600 mm
(12 x 24")



450 x 600 mm
(18 x 24")



600 x 600 mm
(24 x 24")



900 x 600 mm
(36 x 24")

Ideal for Walkways, Pool Decks, Patios

A brown blend with rust undertones

Works well with both contemporary and traditional landscape designs

Jumbo Slabs



Sizes | 50 mm thickness

24 x 72"

24 x 60"

24 x 48"

36 x 72"

36 x 96"

48 x 72"

48 x 96"

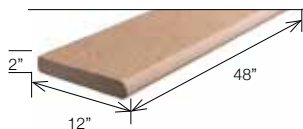
Top Finish: Natural Cleft

Edge Finish: Rockfaced

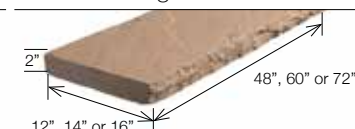
Ideal for Countertops, Walkways, Pool Decks, Water features and Custom Applications

Wall & Pool Coping

Bullnosed Edges

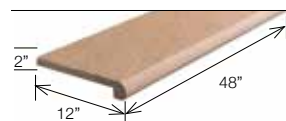


Rockface Edges



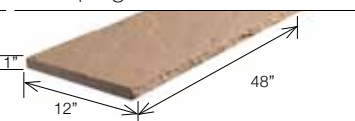
Top Finish: Natural Cleft

Rebated

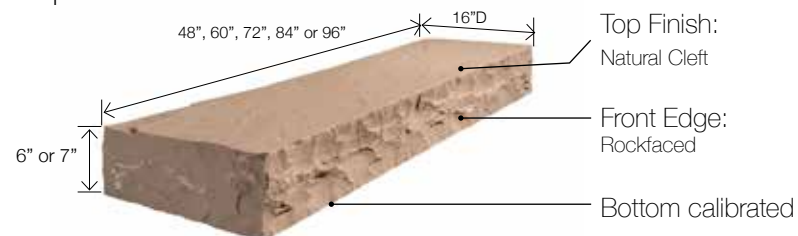


Top Finish: Natural Cleft

1" Coping



Steps



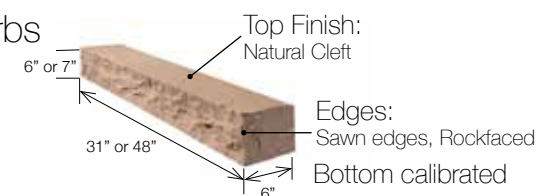
Pier Caps

24 x 24"
28 x 28"
30 x 30"



Top Finish: Natural Cleft

Kerbs



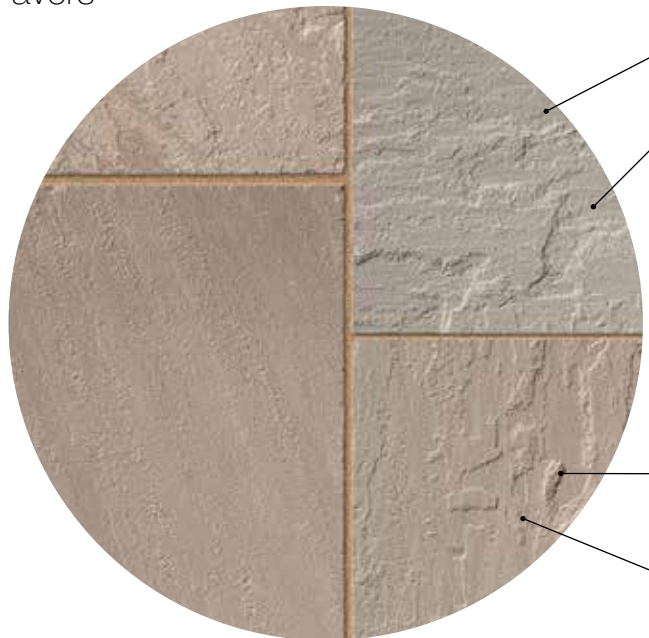
*imperial conversions for pavers are rounded up to display even numbers



Banas Flint[®] Collection



Pavers



Natural Cleft Top Finish

Sizes | 25 mm thickness



300 x 600 mm
(12 x 24")



450 x 600 mm
(18 x 24")



600 x 600 mm
(24 x 24")



900 x 600 mm
(36 x 24")

Ideal for Walkways, Pool Decks, Patios

A mixed blend of lighter cool tones
Works well with both contemporary and traditional landscape designs

Jumbo Slabs



Sizes | 50 mm thickness

24 x 72" 24 x 60" 24 x 48" 36 x 72" 36 x 96" 48 x 72" 48 x 96"

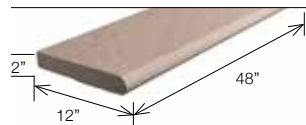
Top Finish: Natural Cleft

Edge Finish: Rockfaced


Ideal for Countertops, Walkways, Pool Decks, Water features and Custom Applications

Wall & Pool Coping

Bullnosed Edges

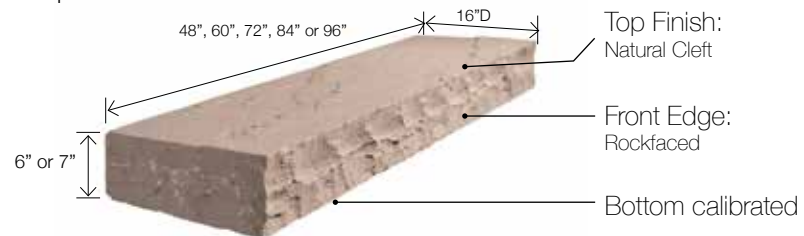


Rockfaced or Square Edges

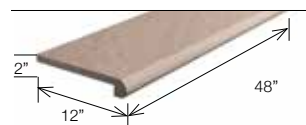


Top Finish: Natural Cleft

Steps

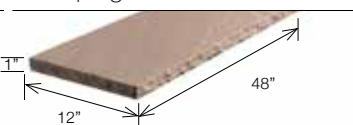


Rebated



Top Finish: Natural Cleft

1" Coping




Pier Caps




Top Finish: Natural Cleft

24 x 24"
28 x 28"
30 x 30"

Kerbs

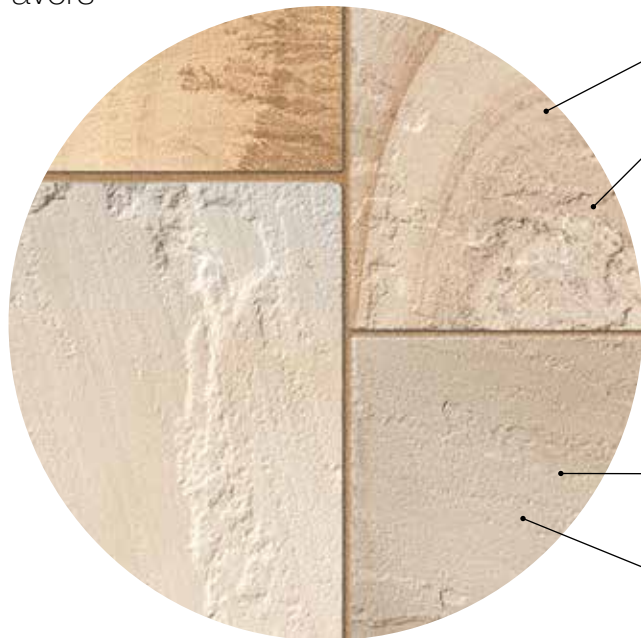




Banas Fossil[®] Collection



Pavers



Natural Cleft Top Finish

Sizes | 25 mm thickness



300 x 600 mm
(12 x 24")



450 x 600 mm
(18 x 24")



600 x 600 mm
(24 x 24")



900 x 600 mm
(36 x 24")

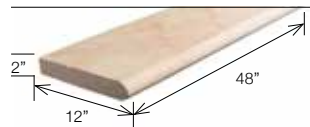
Ideal for Walkways, Pool Decks, Patios

This striking varied palette makes an impact in any space, the name fossil lends itself to the natural quality of the stone to contain fossil variations within the cream and rust undertones


Works well with both contemporary and traditional landscape designs

Wall & Pool Coping

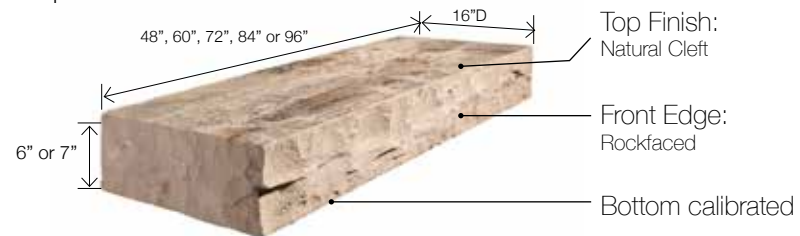
Bullnosed Edges



Rockfaced or Square Edges

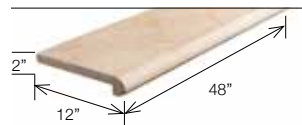


Steps



Top Finish: Natural Cleft

Rebated



Top Finish: Natural Cleft

1" Coping




Pier Caps

24 x 24"
28 x 28"
30 x 30"



Top Finish: Natural Cleft

Kerbs

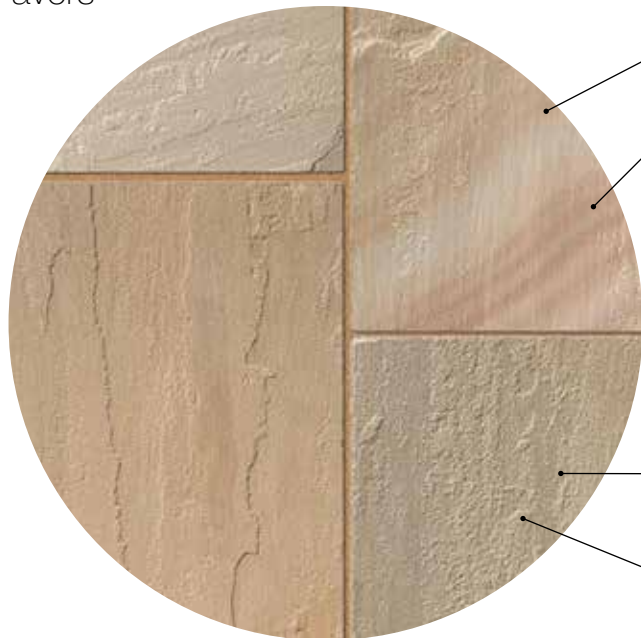




Banas Bronte[®] Collection



Pavers



Natural Cleft Top Finish

Sizes | 25 mm thickness



300 x 600 mm
(12 x 24")



450 x 600 mm
(18 x 24")



600 x 600 mm
(24 x 24")



900 x 600 mm
(36 x 24")

Ideal for Walkways, Pool Decks, Patios

Unique, slight brown earthtone colour palette

Works well with both contemporary and traditional landscape designs

Jumbo Slabs



Sizes | 50 mm thickness

24 x 72"

24 x 60"

24 x 48"

36 x 72"

36 x 96"

48 x 72"


48 x 96"

Top Finish: Natural Cleft

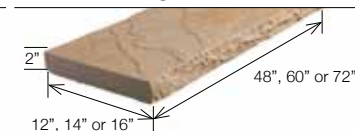
Ideal for Countertops, Walkways, Pool Decks, Water features and Custom Applications

Wall & Pool Coping

Bullnosed Edges

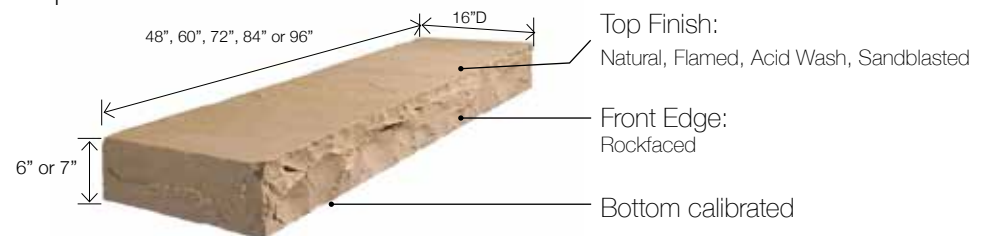


Rockface Edges

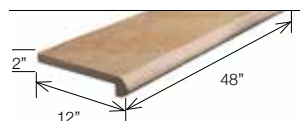


Top Finish: Natural Cleft

Steps

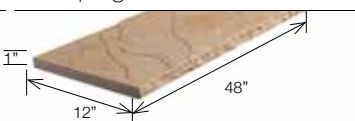


Rebated



Top Finish: Natural Cleft

1" Coping




Pier Caps

24 x 24"
28 x 28"
30 x 30"



Top Finish: Natural Cleft

Kerbs



Sandstone + Limestone | URBAN LINE

We introduced the Sandstone Venetian URBANLINE to complement more modern trends in architecture, but quickly found that these smoother finishes and square cuts work well with many different aesthetics. In Spring, 2021, we have expanded the collection to include two new Limestone offerings which are sure to impress!

The shotblasted surface provides a smooth look with the durability and colour variations of natural stone.

These mix well with manufactured stone and concrete landscape and architectural elements.

This stone also works well for both interior or exterior applications including, cladding.





Venetian Crema | 63

Venetian Mist | 65

Ocean Mist | 67 **NEW** *SPRING 2021*

Casper | 69 **NEW** *SPRING 2021*






Venetian Crema[®] Collection



Pavers



Shotblasted, Sandblasted Top Finish

Sizes | 22 mm thickness



300 x 600 mm
(12 x 24")



450 x 600 mm
(18 x 24")



600 x 600 mm
(24 x 24")



900 x 600 mm
(36 x 24")

Ideal for Walkways, Pool Decks, Patios, Cladding

A contemporary finish with deep white and cream tones
The thinner profile makes this ideal for indoor and outdoor use
Works well with a modern or urban landscape design

Jumbo Slabs



Sizes | 50 mm thickness

24 x 72" 24 x 60" 24 x 48" 30 x 72"

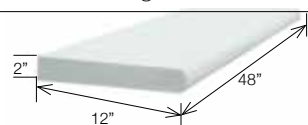
Top Finish: Shotblasted, Sandblasted

Edge Finish: Square, Rockfaced

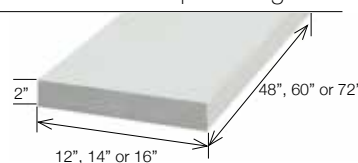
Ideal for Countertops, Walkways, Pool Decks, Water features and Custom Applications

Wall & Pool Coping

Bullnosed Edges

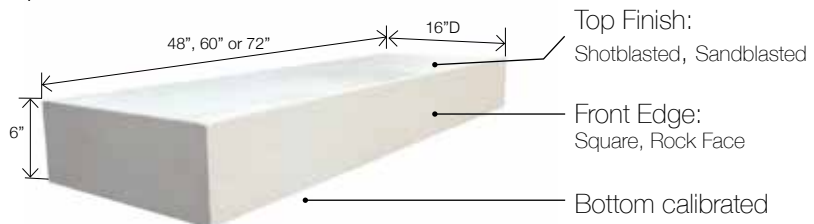


Rockfaced or Square Edges




Top Finish: Shotblasted, Sandblasted

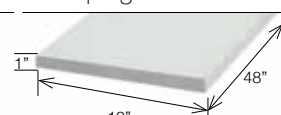
Steps



Rebated



1" Coping



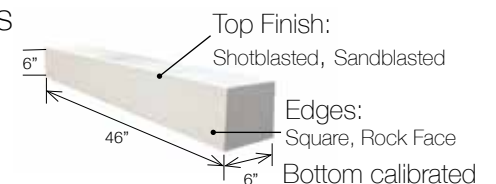
Top Finish: Shotblasted, Sandblasted

Pier Caps



Top Finish: Shotblasted, Sandblasted

Kerbs

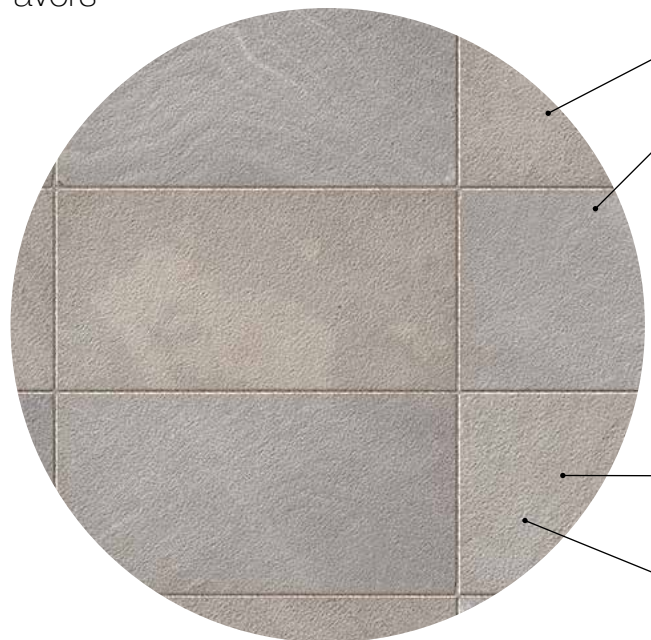




Venetian Mist® Collection



Pavers



Shotblasted Top Finish


Sizes | 22 mm thickness



300 x 600 mm
(12 x 24")



450 x 600 mm
(18 x 24")



600 x 600 mm
(24 x 24")



900 x 600 mm
(36 x 24")


Ideal for Walkways, Pool Decks, Patios, Cladding

A grey with darker tones of visual interest

Works well with a modern or urban landscape design

The thinner profile makes this ideal for indoor and outdoor use

Jumbo Slabs



Sizes | 50 mm thickness

24 x 72" 24 x 60" 24 x 48" 36 x 72"


Top Finish: Shotblasted

Edge Finish: Square, Rockfaced

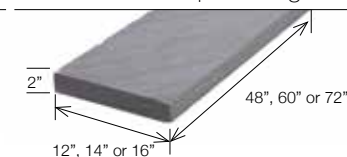
Ideal for Countertops, Walkways, Pool Decks, Water features and Custom Applications

Wall & Pool Coping

Bullnosed Edges

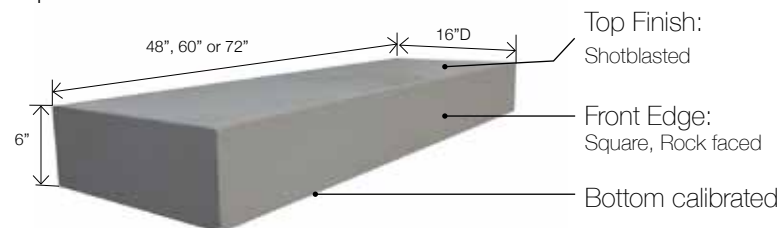


Rockfaced or Square Edges



Top Finish: Shotblasted, Sandblasted

Steps



Rebated



1" Coping



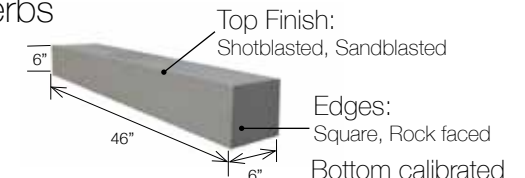
Top Finish: Shotblasted, Sandblasted

Pier Caps



Top Finish: Shotblasted, Sandblasted

Kerbs

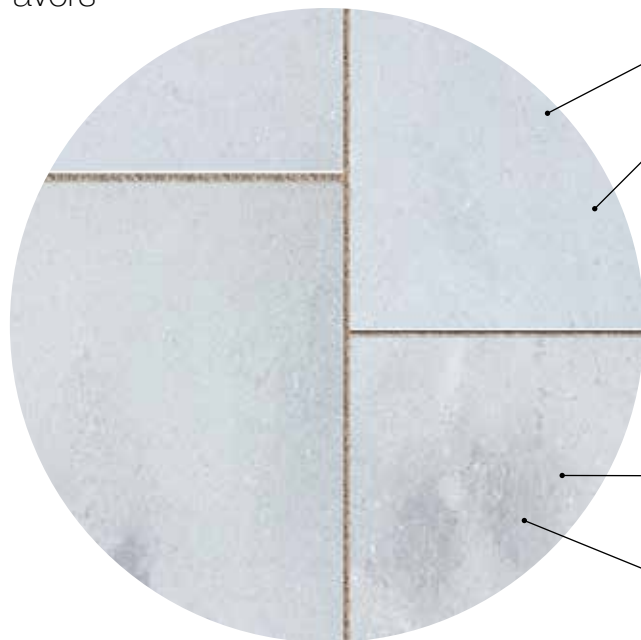




Banas Casper® Collection



Pavers



Shotblasted


Sizes | 25mm or 30 mm thickness



300 x 600 mm
(12 x 24")



300 x 600 mm
(18 x 24")



600 x 600 mm
(24 x 24")



900 x 600 mm
(36 x 24")

Ideal for Walkways, Pool Decks, Patios and Porches

Deep visual texture, providing layers of subtle grey and white tones
Smooth surface provides a more contemporary aesthetic

Jumbo Slabs



Sizes | 50 mm thickness

24 x 72"

24 x 60"

24 x 48"

36 x 72"

36 x 96"

48 x 72"

48 x 96"

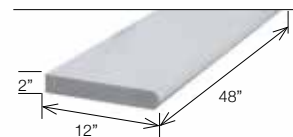
Top Finish: Shotblasted

Edge Finish: Rockface + Shotblasted


Ideal for Countertops, Walkways, Pool Decks, Water features and Custom Applications

Wall & Pool Coping

Bullnosed Edges

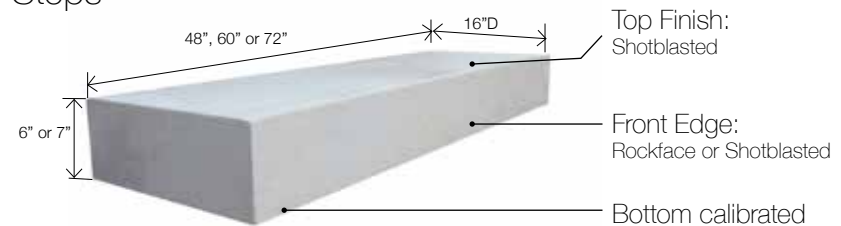


Rockfaced or Square Edges



Top Finish: Shotblasted


Steps



Rebated



1" Coping



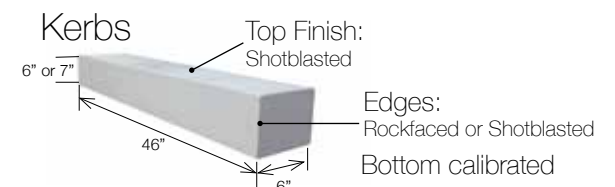
Top Finish: Shotblasted

Pier Caps




Top Finish: Shotblasted

Kerbs



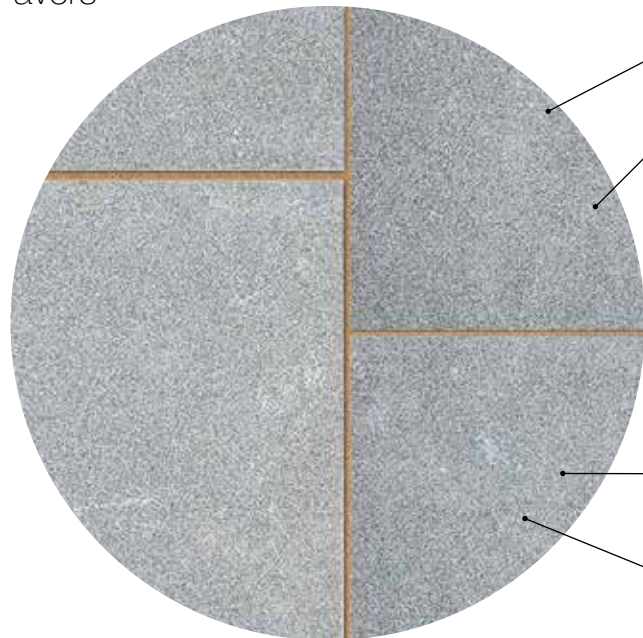
*imperial conversions for pavers are rounded up to display even numbers



Banas Ocean Mist® Collection

NEW SPRING 2021

Pavers



Sandblasted

Sizes | 25 mm thickness



300 x 600 mm
(12 x 24")



450 x 600 mm
(18 x 24")



600 x 600 mm
(24 x 24")



900 x 600 mm
(36 x 24")

Ideal for Walkways, Pool Decks, Patios

Stippled finish with a unique tactile surface
Tones of blue-grey and white

Jumbo Slabs



Sizes | 50 mm thickness

24 x 72"

24 x 60"

24 x 48"

36 x 72"

36 x 96"

48 x 72"

48 x 96"

Top Finish: Sandblasted

Edge Finish: Rockfaced

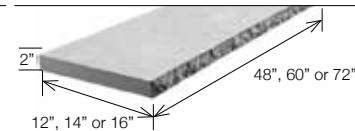
Ideal for Countertops, Walkways, Pool Decks, Water features and Custom Applications

Wall & Pool Coping

Bullnosed Edges

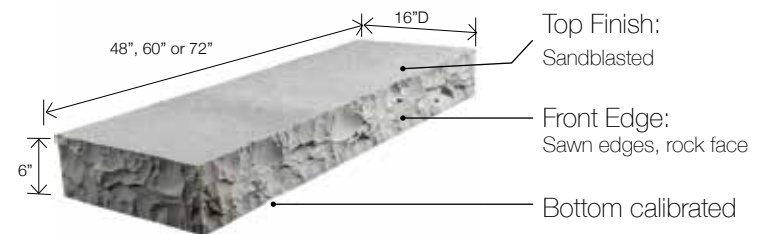


Rockfaced or Square Edges



Top Finish: Sandblasted


Steps



Rebated



1" Coping



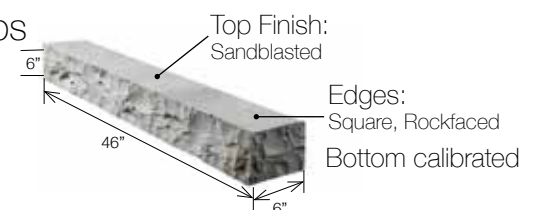
Top Finish: Sandblasted

Pier Caps



Top Finish: Sandblasted

Kerbs



*Imperial conversions for pavers are rounded up to display even numbers

Limestone

Sedimentary rock | Natural | Sandblasted | Honed | Bushhammered | Acid Washed | Tumbled finishes available

Limestone is known as a healing stone beneficial to overall health and well being. It gives relief for muscle spasms, nurtures, grounds and works primarily well on the Root Chakra. Use this stone in the Center area for health, overall wellness and balance.

A sedimentary rock can have a very diverse chemical composition, which can result in a variety of different colours of limestone or even within a single cut of the stone. Our collection of Limestones range from earthy tones of browns, beiges, greys and blacks.

With natural, sandblasted, honed and bush hammered finishes, Banas has curated and fabricated a wide range of Limestone that offer a tonal monochromatic finish with smooth surfaces that offer visual texture.

Limestone makes up about 10 percent of the total volume of all sedimentary rocks. The stone has the unique property of retrograde solubility, meaning that the stone is less soluble in water as the temperature increases.

Historically, limestone has been a very common material for building and sculpting, with famous buildings dating back to the Great Pyramid in Giza, Egypt. With proper care, limestone will retain its beauty and last for many years.

Due to its susceptibility to acid, it is not recommended that limestone be cleaned with an acid-based cleaner. A neutral or mildly alkaline cleaner is recommended for use on limestone so as not to damage the stone.

Browse the collection, custom finishes are available. Contact us today!






Kota Black | 73

Antique Black | 75

Silver Grey | 77

Custom colour collections available




Tip: Use a natural stone enhancer to continue enjoying the deep black tones for years, or allow to weather in the sun for an everchanging palette!

Kota Black[®] Collection




Pavers



Natural, Tumbled Top Finish

Sizes | 25 mm thickness



300 x 600 mm
(12 x 24")



450 x 600 mm
(18 x 24")



600 x 600 mm
(24 x 24")



900 x 600 mm
(36 x 24")

Ideal for Walkways, Pool Decks, Patios

Offers a striking mix of deep black tones which weathers nicely to grey tones, with a subtle natural texture

Works well with both contemporary and traditional landscape designs

Highly durable stone

Jumbo Slabs



Sizes | 50 mm thickness

24 x 72" 24 x 60" 24 x 48" 36 x 72" 36 x 96"


Top Finish: Natural

Edge Finish: Rockfaced


Ideal for Countertops, Walkways, Pool Decks, Water features and Custom Applications

Wall & Pool Coping

Bullnosed Edges




Rockfaced or Square Edges




Top Finish: Natural

Steps




Rebated



Top Finish: Natural

1" Coping




Pier Caps




Top Finish: Natural, Tumbled

24 x 24"
28 x 28"
30 x 30"

Kerbs






Tip: Use a natural stone enhancer for a deeper black colour and to continue enjoying the deep black tones for years, or allow to weather in the sun for an everchanging palette!

Antique Black[®] Collection



Pavers



Acid Washed Top Finish

Sizes | 25 mm or 30 mm thickness



300 x 600 mm
(12 x 24")



450 x 600 mm
(18 x 24")



600 x 600 mm
(24 x 24")



900 x 600 mm
(36 x 24")

Ideal for Walkways, Pool Decks, Patios

Muted black tones with a smooth, visually textured top finish

Works well with both contemporary and traditional landscape designs

Jumbo Slabs



Sizes | 50 mm thickness

24 x 72"

24 x 60"

24 x 48"

36 x 72"

36 x 96"

48 x 72"

48 x 96"

Top Finish: Acid Wash

Edge Finish: Rockfaced

Ideal for Countertops, Walkways, Pool Decks, Water features and Custom Applications

Wall & Pool Coping

Bullnosed Edges

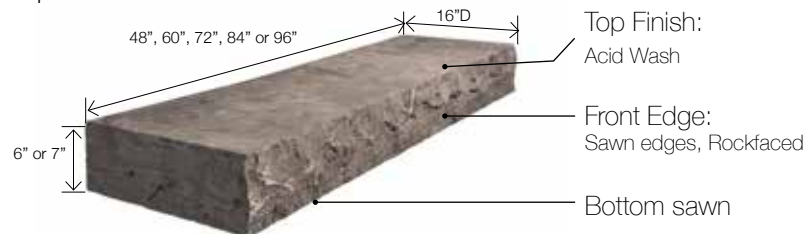


Rockfaced or Square Edges



Top Finish: Acid Wash


Steps



Rebated



1" Coping



Top Finish: Acid Wash

Pier Caps

24 x 24"
28 x 28"
30 x 30"




Top Finish: Acid Wash

Kerbs




*imperial conversions for pavers are rounded up to display even numbers



Silver Grey[®] Collection



Pavers



Flamed Top Finish

Sizes | 25 mm or 30mm thickness



300 x 600 mm
(12 x 24")



450 x 600 mm
(18 x 24")



600 x 600 mm
(24 x 24")



900 x 600 mm
(36 x 24")

Ideal for Walkways, Pool Decks, Patios

A lighter grey mix with a subtle textured pattern providing a tonal complement to your landscape
Works well with both contemporary and traditional landscape designs

Jumbo Slabs



Sizes | 50 mm thickness

24 x 72" 24 x 60" 24 x 48" 36 x 72" 36 x 96" 48 x 72" 48 x 96"

Top Finish: Flamed

Edge Finish: Rockfaced


Ideal for Countertops, Walkways, Pool Decks, Water features and Custom Applications

Wall & Pool Coping


Bullnosed Edges



Rockfaced or Square Edges



Steps

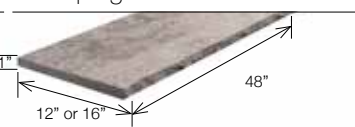


Top Finish: Flamed

Rebated



1" Coping




Top Finish: Flamed

Pier Caps



Top Finish: Flamed

Kerbs



*imperial conversions for pavers are rounded up to display even numbers

Granite

Igneous rock

Flamed | Polished | Sandblasted | Bush Hammered | Honed | Tumbled top finishes available

The word “granite” comes from the Latin word “granum,” which means “a coarse grain.” Granite got its name because of the grain-like patterns formed by its densely packed crystals.

Our Granite collections offer more bold patterns for statement focal points as well as more subdued textures for intense uniform colour palettes with a smoother texture.

Granite is the oldest igneous rock in the world, believed to have been formed as long as 300 million years ago. igneous rocks are formed from cooling lava or magma.

One of the most popular types of stone used in architecture, construction and decoration. Its dense grain makes it highly resistant to scratching and staining. It's intense colours and patterns work well in full-sun for a lasting finish.

This stone is considered an eco-friendly product because it doesn't emit harmful gases or contain chemicals. Production and quarrying processes are more responsible than ever. This renewable resource can be reused for all types of cladding and flooring.

Granite is one of the hardest substances in the world, second only to diamonds.

The white mineral grains that you see in granite are feldspar, which is the most abundant rock on the planet, comprising around 60% of the earth's surface.

Take advantage of this durable stone for polished countertops and accents.






Black Pearl | 81 **NEW** *SPRING 2021*

Fine Grey | 83

Sombre | 85

Salt & Pepper | 87

Paradiso | 89




Black Pearl[®] Collection



NEW SPRING 2021

Pavers




Flamed


Sizes | 25 mm thickness




300 x 600 mm
(12 x 24")



450 x 600 mm
(18 x 24")



600 x 600 mm
(24 x 24")



900 x 600 mm
(36 x 24")


Ideal for Walkways, Pool Decks, Patios

Rich black colour blended with a fine top texture and pearl highlights

Highly durable, weathers well

Works well with both contemporary and modern or urban landscape designs

Jumbo Slabs



Sizes | 50 mm thickness

24 x 72"

24 x 60"

24 x 48"

36 x 72"

36 x 96"

48 x 72"

48 x 96"


Top Finish: Flamed

Edge Finish: Rockfaced

Ideal for Countertops, Walkways, Pool Decks, Water features and Custom Applications

Wall & Pool Coping

Bullnosed Edges




Rockfaced and Square Edges




Top Finish: Flamed

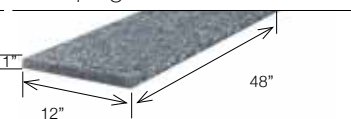
Steps



Rebated



1" Coping




Top Finish: Flamed

Pier Caps




Top Finish: Flamed

Kerbs




*imperial conversions for pavers are rounded up to display even numbers



Sombre[®] Collection



Pavers



Flamed Top Finish


Sizes | 25 mm thickness



300 x 600 mm
(12 x 24")



450 x 600 mm
(18 x 24")



600 x 600 mm
(24 x 24")



900 x 600 mm
(36 x 24")

Ideal for Walkways, Pool Decks, Patios

Offers a weathered stone look with a uniform textured finish, highly durable, weathers well
Works well with both contemporary and modern or urban landscape designs

Jumbo Slabs



Sizes | 50 mm thickness

24 x 72"

24 x 60"

24 x 48"

36 x 72"

36 x 96"

48 x 72"

48 x 96"


Top Finish: Flamed

Edge Finish: Rockfaced


Ideal for Countertops, Walkways, Pool Decks, Water features and Custom Applications

Wall & Pool Coping

Bullnosed Edges

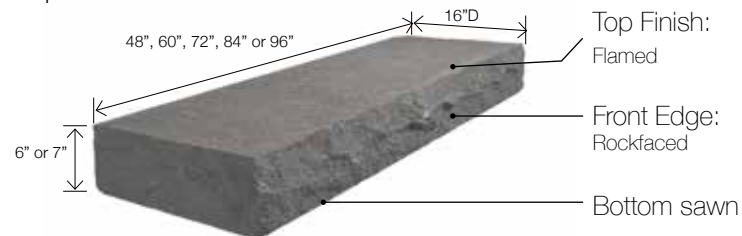


Rockfaced or Square Edges




Top Finish: Flamed

Steps



Rebated



Top Finish: Flamed

1" Coping



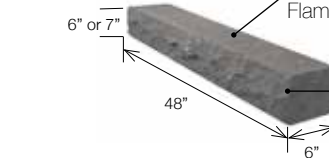
Pier Caps




Top Finish: Flamed

24 x 24"
28 x 28"
30 x 30"

Kerbs




*imperial conversions for pavers are rounded up to display even numbers



Fine Grey[®] Collection



Pavers



Flamed Top Finish


Sizes | 25 mm or 30 mm thickness




300 x 600 mm
(12 x 24")



450 x 600 mm
(18 x 24")



600 x 600 mm
(24 x 24")



900 x 600 mm
(36 x 24")

Ideal for Walkways, Pool Decks, Patios


A lighter alternative to the Jet Black, offers a fine textured finish for a uniform look

Highly durable, weathers well

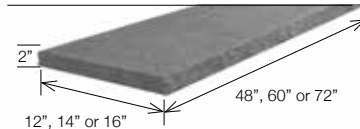
Works well with both contemporary and modern or urban landscape designs

Wall & Pool Coping

Bullnosed Edges




Rockfaced or Square Edges



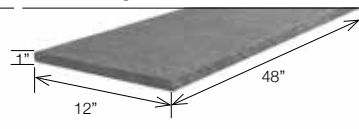
Top Finish: Flamed

Rebated

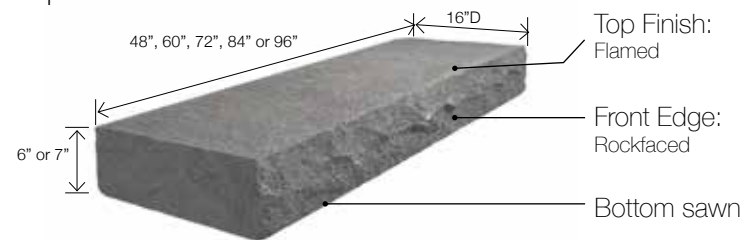


Top Finish: Flamed

1" Coping



Steps

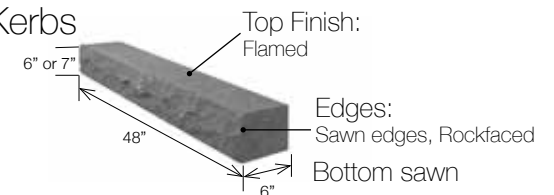


Pier Caps



Top Finish: Flamed

Kerbs

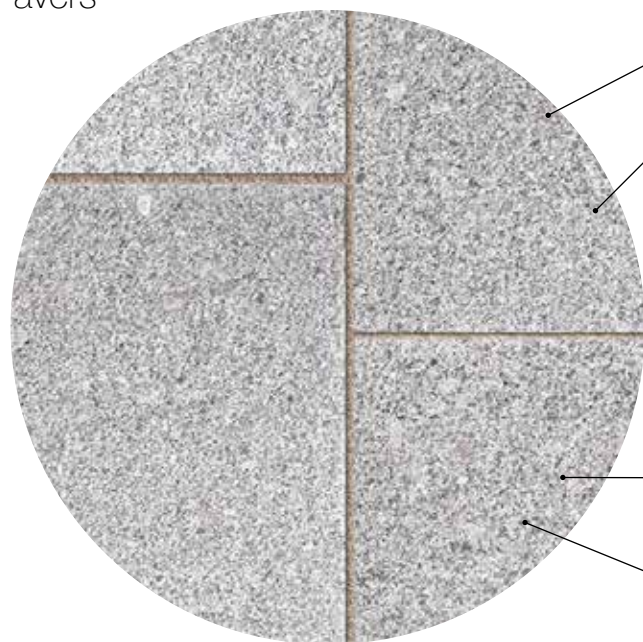




Salt & Pepper[®] Collection



Pavers



Flamed Top Finish

Sizes | 25 mm thickness



300 x 600 mm
(12 x 24")



450 x 600 mm
(18 x 24")



600 x 600 mm
(24 x 24")



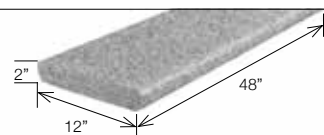
900 x 600 mm
(36 x 24")

Ideal for Walkways, Pool Decks, Patios, Interior / Exterior Cladding


Striking black and white speckle that works well as a focal feature in any landscape
Works well with both contemporary and modern or urban landscape designs
Perfect for interior or exterior cladding

Wall & Pool Coping

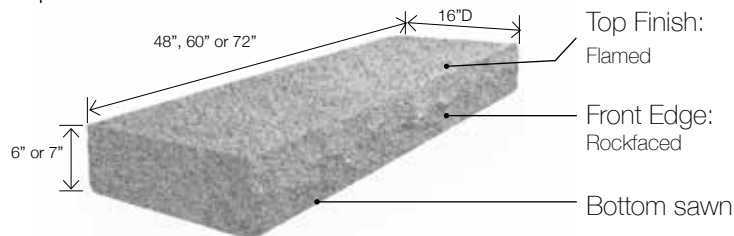
Bullnosed Edges



Rockfaced or Square Edges

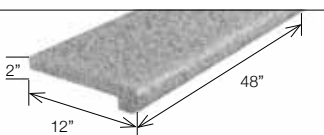


Steps



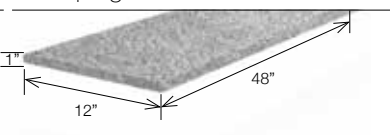
Top Finish: Flamed

Rebated



Top Finish: Flamed

1" Coping



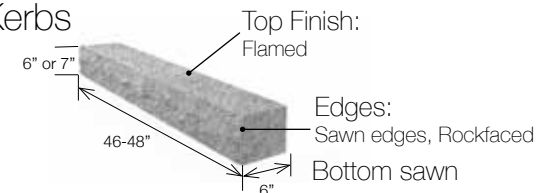
Pier Caps

24 x 24"
28 x 28"
30 x 30"



Top Finish: Flamed

Kerbs






Paradiso[®] Collection



Pavers



Flamed Top Finish


Sizes | 30 mm thickness



300 x 600 mm
(12 x 24")



450 x 600 mm
(18 x 24")



600 x 600 mm
(24 x 24")



900 x 600 mm
(36 x 24")

Ideal for Walkways, Pool Decks, Patios


A bold mix of black and white pattern makes this a stand out focal feature
Works well with contemporary, traditional, modern or urban landscape designs

Wall & Pool Coping

Bullnosed Edges

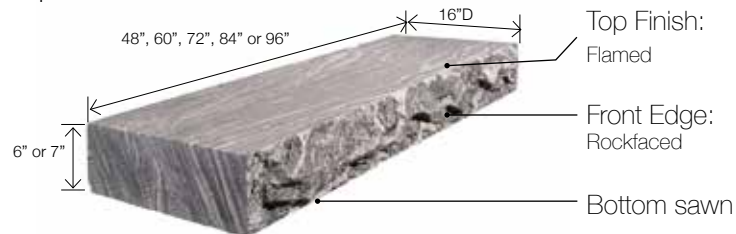


Rockfaced or Square Edges



Top Finish: Flamed

Steps




Rebated



Top Finish: Flamed

1" Coping



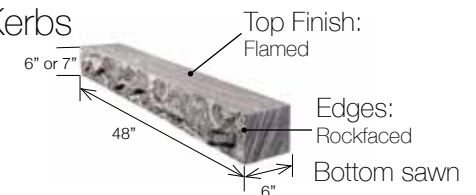
Pier Caps



Top Finish: Flamed

24 x 24"
28 x 28"
30 x 30"

Kerbs





Polished Pebbles

In-stock options



Black Polished



White Marble



Mixed River


We have expanded our line of polished pebbles to include colours that should complement any project. Traditionally, the polished pebbles help with drainage while providing a unique aesthetic to any landscape. Consider making polished pebbles a feature by colour blocking larger areas for a cost effective feature to any landscape project.

These also work between larger slabs, as a complement to water features and bordering driveways and patios.

Premium Tools

Banas premium diamond blade was designed and crafted with the durability to sustain cutting through the most rigid products:

- Sandstone
- Limestone
- Granite
- Concrete
- Asphalt
- Other various landscape materials



MULTI
PURPOSE MASONRY
BLADE
12" + 14" available

Suitable For:

- High speed saw
- Masonry and block saw
- Low HP walk behind saw



HIGH PERFORMANCE
MASONRY
BLADE
12" + 14" available

Each blade is specially crafted with the durability to sustain cutting all Banas Stones® sandstone, granite limestone products including concrete, interlock, asphalt. All of our diamond blades that are laser welded with precisely arranged diamonds throughout the segment to maximize efficiency, fast cutting speeds and longer blade life.

** Operating saw blades at rotational speeds higher than the maximum RPM speed specified by the blade manufacturer can cause blade damage and possibly personal injury. Inspect the blade before each use for damage or excessive wear, core crack or arbor damage. If the blade cuts slow, inspect the rim to see if it has glazed over (smooth edge with no diamonds protruding). If there are little or no diamonds protruding, the material that is being cut is too tough and has sheered off the diamonds. To expose fresh diamonds, run the blade in abrasive concrete blocks for a few minutes then return to cutting. Always choose the blade best suited for each application.*



RUST
REMOVER
500ml

- Effortlessly remove rust and stains from natural + artificial stones
- Apply with a brush, scrubber or mop - depending on the intensity of the rust



COLOUR
INTENSIFIER
1000ml + 1 GALLON

- Created to intensify the colour of natural or artificial stones, long-term
- Works well to help resist stains on natural stone and concrete products
- Perfect for rough surfaces



THE
IMPREGNATOR
1000ml + 1 GALLON

- Innovative short-term dirt and water repellent
- Effective on natural and polished finishes
- Applicable on humid stone
- Neutral pH value



CONTINUOUS
CARE CLEANER
1000ml

- Protects against regeneration of green films and residue build up
- Safe to use on natural stone, concrete, brick and artificial stone
- Effectively resists + removes films caused by environmental elements



GROUT
DESTROYER
950ml

- Carefully curated to remove grout and/or any residue concrete may have caused
- 100% all natural + biodegradable
- Acid-free formula
- Great for clean up on all types of natural stone
- Spray nozzle applicator



FLOOR
SHAMPOO
1000ml

- Acid-free alternative for natural stone + artificial stone products
- Effectively remove tough stains from grout or concrete
- Works on most organic stains as well
- Interior/Exterior use

PROJECT ELEMENTS

- ENTRANCE
- BACKYARD
- DRIVEWAY
- OTHER
- PATIO
- POOL
- WALKWAY

FEATURES + FUNCTIONAL AREAS

- SEATING AREA
- PLANTER BOXES
- FIRE PIT
- OUTDOOR KITCHEN
- WATER FEATURE
- POOL

A large grid area for drawing or planning, consisting of 20 columns and 30 rows of small squares. The grid is empty and occupies the majority of the page below the legend.

MY DESIGN STYLE

- TRADITIONAL MODERN
 CONTEMPORARY NATURAL



STONE SELECTION

SANDSTONE

- Lavender | 43
- Beige | 45
- Dove Grey | 47
- Imperial Black | 49
- Slate Grey | 51
- Brown | 53
- Flint | 55
- Fossil | 57
- Bronte | 59

URBANLINE


- Venetian Crema | 63
- Venetian Mist | 65
- Ocean Mist | 67 **NEW SPRING 2021**
- Casper | 69 **NEW SPRING 2021**

LIMESTONE


- Kota Black | 73
- Antique Black | 75
- Silver Grey | 77

GRANITE

- Black Pearl | 81 **NEW SPRING 2021**
- Fine Grey | 83
- Sombre | 85
- Salt & Pepper | 87
- Paradiso | 89



@banasstones



WWW.BANASSTONES.COM

Banas Stones®

DISTRIBUTION CENTRE (NORTH AMERICA)
 8144 King Street
 Bolton, ON
 L7E 0T8
 Phone: 905.857.9684 Fax: 905.957.9685
 Email: info@banasstones.com

AUTHORIZED DEALER

TO VERIFY THE AUTHENTICITY OF BANAS STONES PRODUCTS, ENSURE THAT ALL CRATES ARE LABELED WITH "BANAS".